



CONSPIT | SimHub

Table of Contents

Product Disclaimer	1
Packing List	4
Introduction to Use	5
a. Installation	5
b. SimHub Download and Settings	7

Table of Contents

*Please note the serial number on your product before contacting the support. The serial number can be found on the warranty card and the side of the corrugated box, and written here for your convenience.



- Please read the manual carefully before you use the dashboard.
- Any **modifications, tampering, changes or unauthorized uses** of the product will void the warranty.
- The dashboard has no waterproof feature, please keep it away from water, rain, moisture and other items containing liquid.
- Disconnect the USB cable if you will not use the product for a long time.

Product Disclaimer

We hereby reminds you that:

Before using this product, please ensure that you have carefully read and fully understood this Product Disclaimer and all the following product safety tips and operation specifications. To the extent permitted by the laws of the People's Republic of China, Ensu (Shanghai) Electronic Technology Co., Ltd. is not responsible for all personal injury and/or property damage caused by your failure to obey any of the following safety tips or operating specifications.

If you have any questions about this Disclaimer or the following product safety tips and operating specifications, you can consult through support@conspit.com.cn. In the process of reading this Disclaimer and the following product safety tips and operating specifications, you should immediately stop using this product if you do not agree with any of the contents.

If you do use this product, your behavior will be regarded as an acceptance of this Disclaimer and the following product safety tips and operation specifications.

- **Safety information during handling and installation:**
 - The product is made of metal, and has certain sharp edges. There is a possibility of collision injuries during the installation of parts. Please do not wear slippers, shorts, or clothing that exposes a lot of skin during installation and use.
 - When picking up and moving items, please make sure you have a firm grip. Dropping components can cause property damage or even personal injury.
- **It is essential to use this product under safe conditions:**
 - Please ensure that the user has the ability to move independently and is conscious. Do not use this product when sick, fatigued, or under the influence of alcohol/drugs.
- **Ensure proper installation of the product:**
 - This product requires you to complete some installation work. Please follow the steps and instructions in the product manual during the installation process. Using the product without proper installation may result in the following: partial fasteners coming loose and causing collision injuries, parts detaching and causing injury to yourself or others.
- **Safety information for product placement:**
 - Do not pile up debris within a 50-centimeter radius around the product. Leave enough space around the product for comfortable use and movement.


- **Safety information during play:**
 - Do not carry sharp objects (such as keys, screwdrivers, utility knives, etc.) during activities. Otherwise, serious personal injuries may occur.
 - Avoid others entering the user's operating area.
 - Avoid using excessive force. This product has been designed and manufactured with large structural strength and safety margins to prevent component detachment/failure. However, improper application of force beyond normal usage may still cause component damage, leading to potential safety risks.
- **Situations that may pose hazards during normal use include, but are not limited to:**
 - Other people or pets coming close to the user's operating area.
 - Other electrical cables near the working area of pedals, steering wheels, and other moving parts.
 - Exposed skin on knees, arms, feet, legs, and other body parts due to inadequate clothing coverage.
- **Follow all safety tips and operating procedures:**
 - Avoid using the product for an extended period - prolonged continuous use may cause fatigue, muscle pain, or other negative effects. We recommend a maximum single-use time of 2 hours, and the daily maximum recommended usage time should not exceed 6 hours.
 - Prohibit independent use by children under 12 years old, this product is not designed for use by children. Children should use this product under the supervision of their guardian.
- **Malfunctioning and damaged products:**
 - If the product is damaged or cannot be used properly, please stop using it immediately and consult CONSPIT's after-sales customer service. Continuing to use it may cause further damage to the product.
 - Do not attempt to repair the product or its accessories by yourself.
- **General preventive measures:**
 - Please store and protect the product and its accessories properly.
 - Do not immerse the product in liquid.
 - Do not use the product in any environment with flammable substances.
 - Using the product in dusty or dirty locations may cause damage.
 - Do not drop the product (or its components) or subject it to physical impact.

CONSPIT CSD, Integrating modern technology and automotive industrial aesthetics, ushering in a new era of multi-dimensional interaction..



Please confirm all the components listed in the packing list before starting the installation.
The installation process is expected to take 3-5 minutes.

Packing List



CSD dashboard



M4*16mm
Hand Grip Knob Bolts (2 pieces)

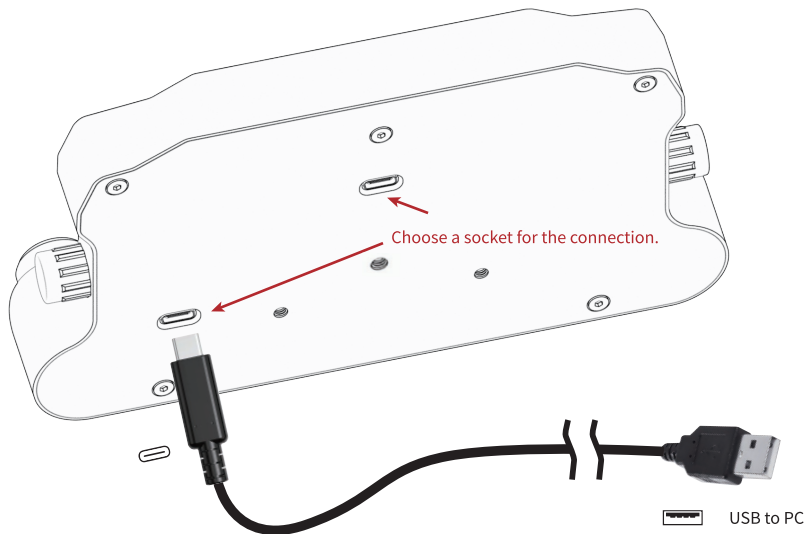


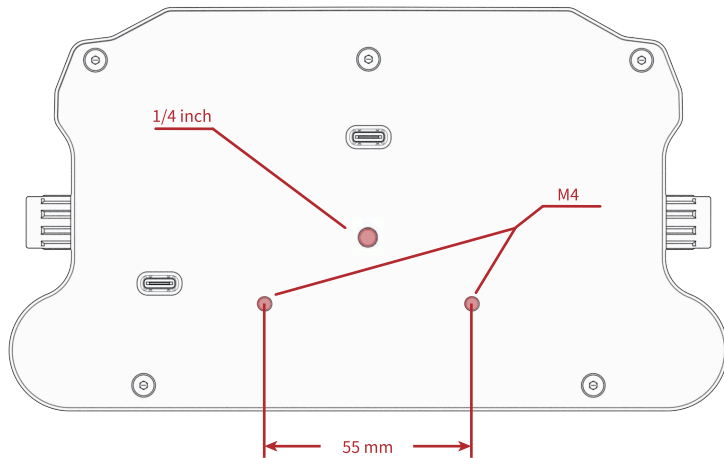
2m USB type C 转 USB type A

USB cable

Introduction to Use

a. Installation





Mounting hole positions diagram

b. SumHub Download and Settings

SimHub download: <https://www.simhubdash.com>

SimHub settings:



Please scan the QR code for reference.



CONSPIT

WWW.CONSPIT.COM